

# Valentines Cards with the Message of the Love of God

This Valentines Day, ask your students to do some thinking about the greatest love the world has ever seen—God's love toward us.

## Directions:

1. Print pages 2 to 6 and fold them according to the picture at the bottom of this page.
2. Print page 7 multiple times—one time for each student in your class. Let the students do the folding themselves.
3. Take the first five cards in hand and show them to the class. Show the card from God last. See the teaching suggestions below for concepts and points to emphasize.
4. Let the students write

their own note to God using the card on page 7.

## Teaching Suggestions:

The first five valentines cards are meant to illustrate what motivates each of us to show love—greed, lust, selfishness, personal gain or pleasure.

However the love of God has **no root cause** in us. God loves because he is God. Nothing that I am or did caused the love to be born in his heart. The truth is that he loves me in spite of me.

God's love is **constant**. God doesn't love me more if I behave well nor does he love me less if I sin. He might be sad or even angry with my sin, but his love remains unconditional.

God's love **knows no limits**. His Son died, paying for the penalty of my sins—the ultimate extreme love. Human love can be tested and fail in times of need or crisis.

## A prayer to God.

The final greeting card is used to reveal the heart of your students. Some questions to consider are:


- Do you ever take time to address God? That is, do you ever pray or live in an attitude of communication with God? Or is this the first time that your students have directly talked to God?
- What do you think about God? Is your concept of him based on a biblical idea or a superstition?
- This card may be a form of worship or thanksgiving. Students who are saved should enjoy the opportunity to express their gratitude for Christ.

## About:

This project is the creative work of Shad Sluiter who retains the copyright use. Permission is granted to print, copy and use this file for non-profit, educational use.


Other Sunday school lessons may be downloaded at [www.gospelhall.org](http://www.gospelhall.org)

# How to fold 4 page booklet



Fold the page the short length first, leaving the pictures visible (outside).

Now fold the opposite direction, leaving the front page as the cover of the book.



MADE ESPECIALLY FOR YOU  
BY :



I LOVE YOU ...



*Because  
you make  
me feel  
good!*

*-Fickle Francine*

- External Edward

*beautiful*

*sooooo*

*You are*



**I LOVE YOU  
BECAUSE...**




**MADE ESPECIALLY FOR YOU  
BY:**




-Laughing Laura

together  
unf  
so much  
We have




I LOVE YOU  
BECAUSE...




MADE ESPECIALLY FOR YOU  
BY:

*-Greedy Gus*

*Because  
of your  
money!*



I LOVE YOU ...



MADE ESPECIALLY FOR YOU  
BY:



MADE ESPECIALLY FOR YOU  
BY :



I LOVE  
YOU...



*Not because of anything  
about you, but because  
of me.  
- God*

*This is how God showed his love for us: God  
sent his only Son into the world so we might  
live through him.*

*This is the kind of love we are talking  
about—not that we once upon a time loved  
God, but that he loved us and sent his Son  
as a sacrifice to clear away our sins and the  
damage they've done to our relationship  
with God.*

*1 John 4:9-10 The Bible—The Message*

A NOTE TO GOD ABOUT  
HIS LOVE...

MADE ESPECIALLY FOR YOU  
BY:



*This is how God showed his love for us:  
God sent his only Son into the world so  
we might live through him.*

*This is the kind of love we are talking  
about—not that we once upon a time  
loved God, but that he loved us and sent  
his Son as a sacrifice to clear away our  
sins and the damage they've done to our  
relationship with God.*

*1 John 4:9-10 The Bible—The Message*



*Dear God,  
Thank you for*

-----  
-----

*I think you are*

-----  
-----

*Because*

-----  
-----

*I wish that*

-----  
-----

-----