

The Story Teller Stick

Illustrated by the Bible story Jesus Heals a Paralytic Man and Forgives His Sins

This simple-to-make and easy-to-carry prop can help you turn a Bible story into a riveting experience, even for the kids that have heard the story dozen times before.

Materials:

- Three brad fasteners. A **brass fastener**, **brad**, or **split pin** is a stationery item used for securing multiple sheets of paper together. Usually you can buy them at an office supply store.
- Four rectangular pieces of cardboard about 2 inches x 8 inches. You can cut these from poster board (also known as bristle board) or from a cereal box.



Assembly

1. Using a pencil or scissors, poke a hole about one inch from the end in both ends of two of the rectangles and a hole in only one end of the other two rectangles.
2. Attach the four rectangles with the brads, creating a movable hinge between each of them.
3. For enhanced visual effect, you may want to draw a wide line around the outside of each rectangle.

Telling the story

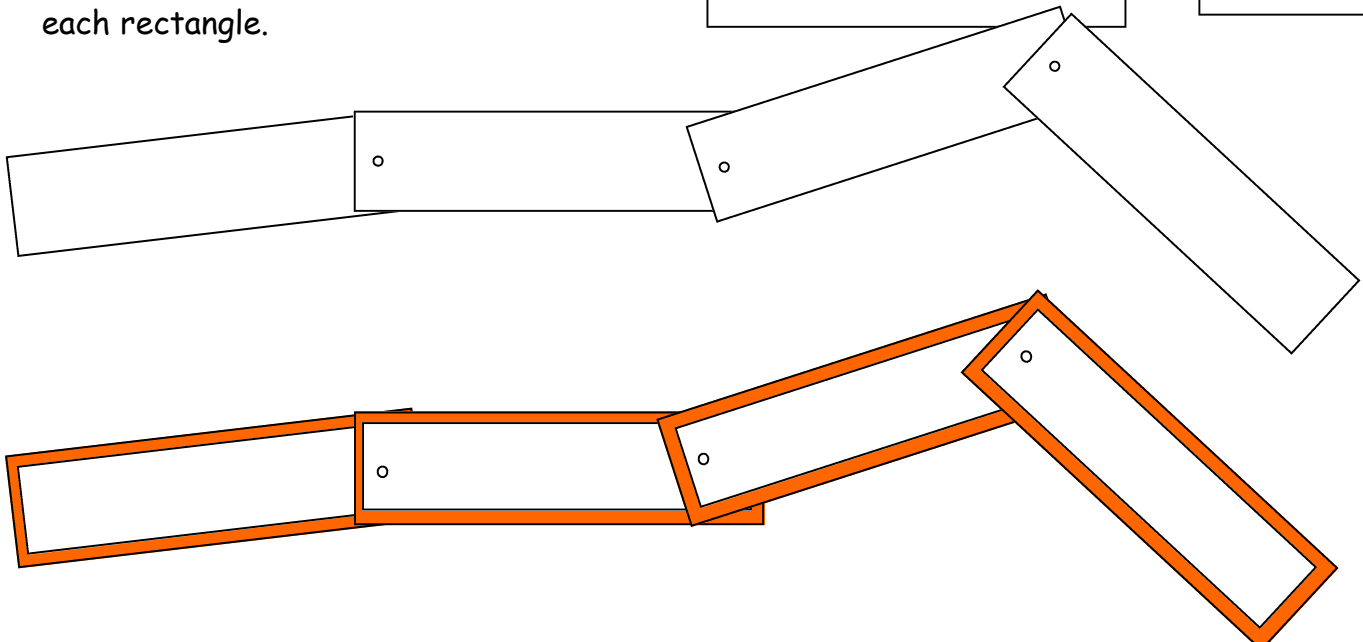
With a little imagination and practice ahead of time, a teacher can tell stories while keeping the attention of both the young and old.

Story ideas --> Next page.




Hole in both ends of two of the rectangles.

Hole in only one end of two of the rectangles.

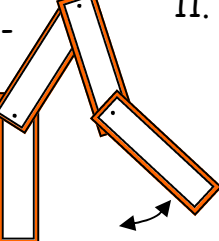


Jesus Heals a Paralytic Man and Forgives His Sins

1. In a village in Israel there was born a young **boy**. Use your imagination now. You have to put a head and arms on him for me, but you can see he has legs.




2. Unfortunately, the young boy couldn't move his **legs** like the others. (Show him running, kicking a ball, jumping, sitting and other actions while moving the "legs")



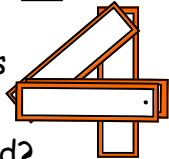
3. The poor boy was stuck in his **bed** all of the time because he was paralyzed.




4. One day Jesus was coming to the town of Capernaum where the boy lived in a **house**. Jesus preached the word to a large group of people in the **house**.




5. The young boy wanted his friends to carry him to see Jesus. Did you know how many friends he had? That's right. There were **four**.



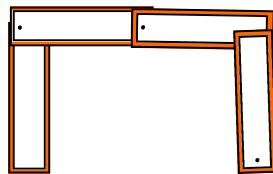
6. When they arrived at the house, they tried to carry the **bed** (flat line) into the **door**. (excuse us, let us pass by! We have a man here who wants to see Jesus)



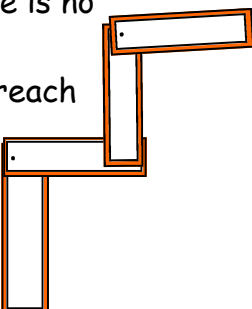
7. The four friends tried to put the man through the **window**. (look at the students through the window)



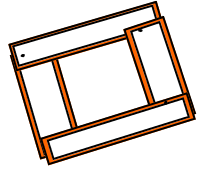
8. Since there were so many people in the house who wouldn't let them in, the men decided to go up to the roof of the house. In countries where there is no snow, the **roof is flat**.



9. The men went up the **stairs** to reach the rooftop.



10. Once the men reached the rooftop, they needed to open a **hole** in the roof to get the man inside the house. (Hey! That's my roof! You are destroying my house! Etc)



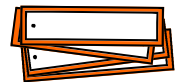

11. The men let the bed down to the floor right in front of Jesus' feet.



Jesus first told the man that his sins were forgiven. Scandal! "Who can forgive sins, but God only?"

"Which is easier—to say 'your sins are forgiven?' or 'Take up your bed and walk?'"

12. To prove that Jesus was indeed God and had the power to forgive sins, he told the man, "Take up your bed and walk".



As you can see, the story stick is a flexible tool that can tell a hundred stories. Think of using it as a sword, a tent, a city wall, a spear or an arrow. Tell the story.