

Gideon's Victory

This printable activity will help you and your Bible class tell and remember the story of Gideon the judge. Recall that in Judges chapter 6 and 7, God called Gideon to be a special leader to the people of Israel.

You will create a paper version of Gideon's clay jars. This version of the jar, however, has the story of his great victory inscribed on its sides. Print multiple copies of page two of this document and follow the folding instructions on this page.

Explaining the pictures:

A sign

Gideon asked God for a miraculous sign that would tell him that he would be victorious in battle. First, he placed the fleece of a lamb on the ground at night. The fleece was wet, but the ground was dry.

The next night, he placed the fleece on the ground. The fleece remained dry, but the ground was wet.

A test

The next phase of the campaign was to reduce the number of soldiers in the army. This reduction in force was to prove that the



A finished version of Gideon's clay jar used to win a great victory for Israel.

victory was truly from God and not from Gideon's brilliance or bravery. The army of 32,000 men was given then opportunity to go home if they wished. 22,000 decided to return home. The remaining soldiers were reduced to 300 by a drinking test. Those who put their faces into the water were dismissed from service. Those 300 men who

lifted water with their hand were permitted to remain with the army.

The battle




The 300 men surrounded the camp of the Midianites. Instead of attacking, they simply sounded their trumpets and broke the clay jars that contained a lighted torch. The confusion in the Midian camp brought a victory to Gideon without having to draw his sword.



About this project

This project is the property of Shad Sluiter and is available for download at www.gospelhall.org. Permission is granted for non-profit use for educational purposes. It may not be sold or re-distributed without the permission of Shad Sluiter.

Folding Instructions

1. Fold the paper in half, length-wise.
2. Fold the handle of the jar.
3. Put a piece of tape on the end of the paper. Put the tape on the edge of the paper, leaving half of the tape exposed.
4. Curl the taped paper around to the handle and attach to the inside of the circle.
5. Put a piece of tape on the outside of the paper.





fold

Tape along this line.


Gideon asked God for a sign to show him that he would have victory.



fold



God asked Gideon to reduce the number of soldiers in his camp from 32,000 men down to 300.



The soldiers hid burning torches inside the pitchers and broke them open at the sound of their trumpets.



The soldiers surprised their enemies by surrounding them, blowing trumpets and hiding lanterns in a clay jar.

Overlap to the line.



Tape here