

Bri's Bible Stories Worksheet

For Older Kid's



Jonah

NAME: _____

Spiral

Fill in the words using the clues given. The last letter of the first word will be the first letter of the second word, and so on. Once this is done fill in the key word using the letters from the orange circles.

- The Port Jonah went to?
- While others fought against the storm Jonah was ...?
- The thing that finally helped Jonah?
- It means to turn from your sins?
- The amount of days Jonah was in the fish?
- The people in Nineveh the message had to include?

¹J O P P ²A S L
 E ⁶E V E R E
 R Y ³P
 H E N O R
⁵T A
 N E P E ⁴R E Y

Key Word...SENT.....


Scrambled Words

Unscramble the words to make a Bible verse in Jonah.

tanlovais si fo
 SALVATION IS OF

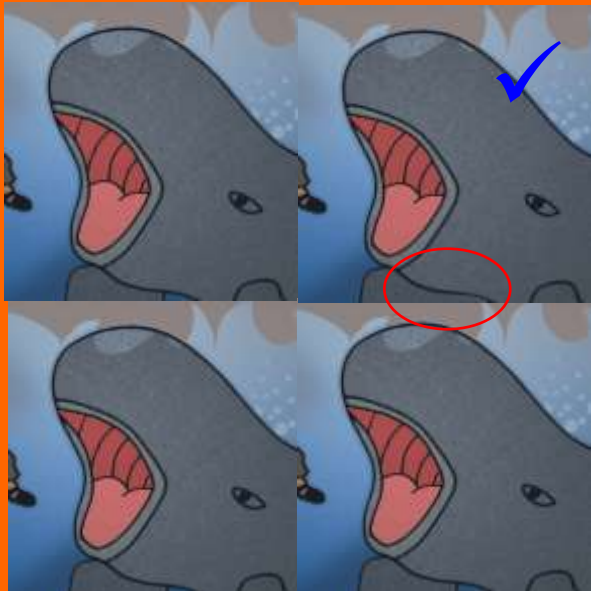
het rold
 THE LORD

Working out area



Odd one out

Can you spot the odd one out?
Tick the one that is.



Story Questions

1. Why did Jonah not want to go to Nineveh?

HE WAS AFRAID _____

2. What happened after Jonah prayed to God from the belly of the fish?

THE FISH SPAT HIM OUT _____

3. What did the people of Nineveh do when they heard Jonah's words?

REPENTED AND BELIEVED _____

Bri's Bible Stories Worksheet

For Younger Kid's



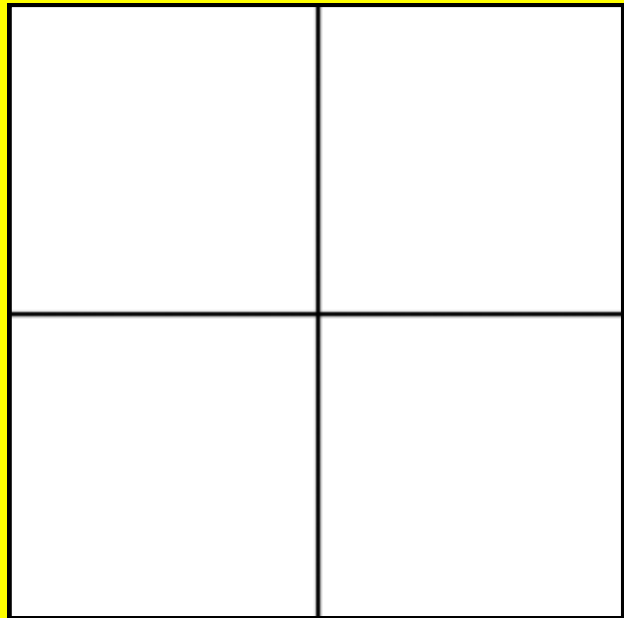
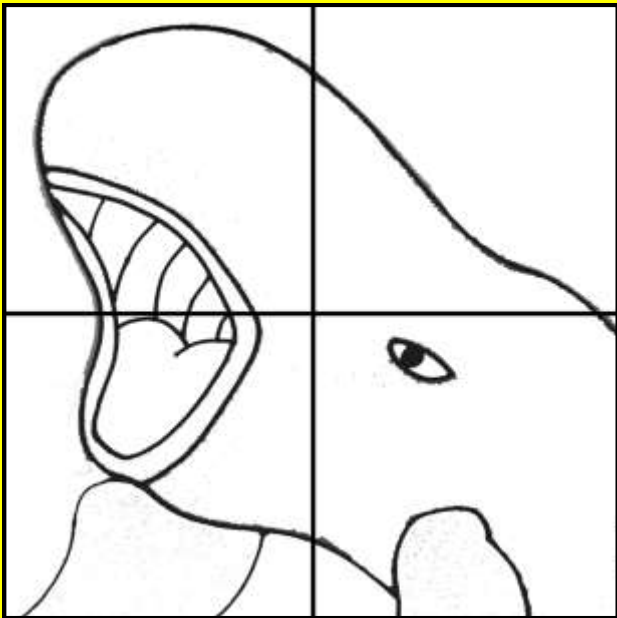


Jonah

NAME: _____

Grid Draw!

Using the grids to help you draw a section at a time, draw your own great fish, then colour it in!



Which path leads to the city of Nineveh? 2



Question!

Did the people of Nineveh listen to Jonah?

YES

