

Bri's Bible Stories Worksheet

For Older Kid's

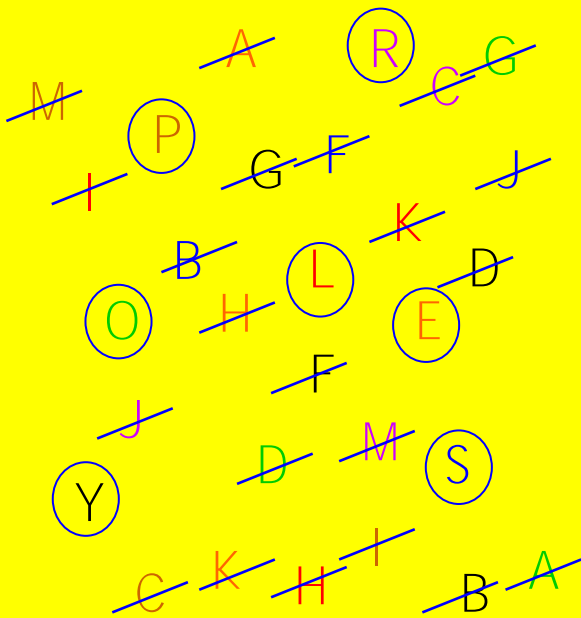


The Cleansed Leper Matt. 8:1-4

NAME: _____

Lose the Letters

Cross out the letters that appear more than once, so that you are left over with letters that spell a word to do with the story.



Word: **LEPROSY**

Complete the Story

Using the words in orange below, fill in the missing words of the Bible to tell the story of the Cleansed Leper:

And behold, a **LEPER** came and **WORSHIPPED** Him, **Saying**, "LORD, if You are willing, You can make me **CLEAN**."

³ Then Jesus put out *His* **HAND** and **touched him**, **saying**, "I am **WILLING**; **be cleansed**." **IMMEDIATELY** his leprosy was cleansed.

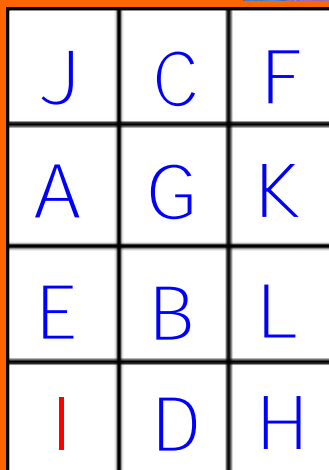
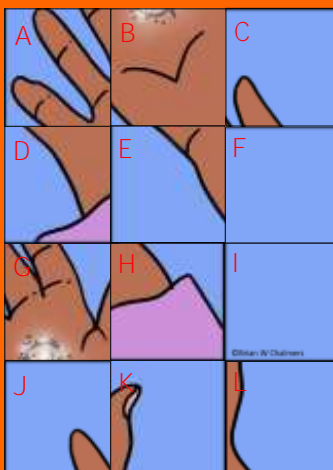
⁴ **And Jesus said to him**, "See that you tell no **ONE**; but go your way, show yourself to the **PRIEST**, and offer the gift that **MOSES** commanded, as a testimony to **them**."

Immediately, Moses, worshipped, priest, leper, willing, clean, one, Lord, hand.



Picture Puzzle

Can you get rearrange the squares to make the picture opposite? One has been done for you!



Story Questions

1. How does leprosy start?

SMALL SPOT _____

2. In what way is leprosy like sin?

IT RESULTS IN DEATH, MAKES US UNCLEAN
ETC _____

3. What did Jesus do to be able to cure us from our sin?

HE PAID THE PRICE OF OUR SIN ON THE
CROSS _____

Bri's Bible Stories Worksheet

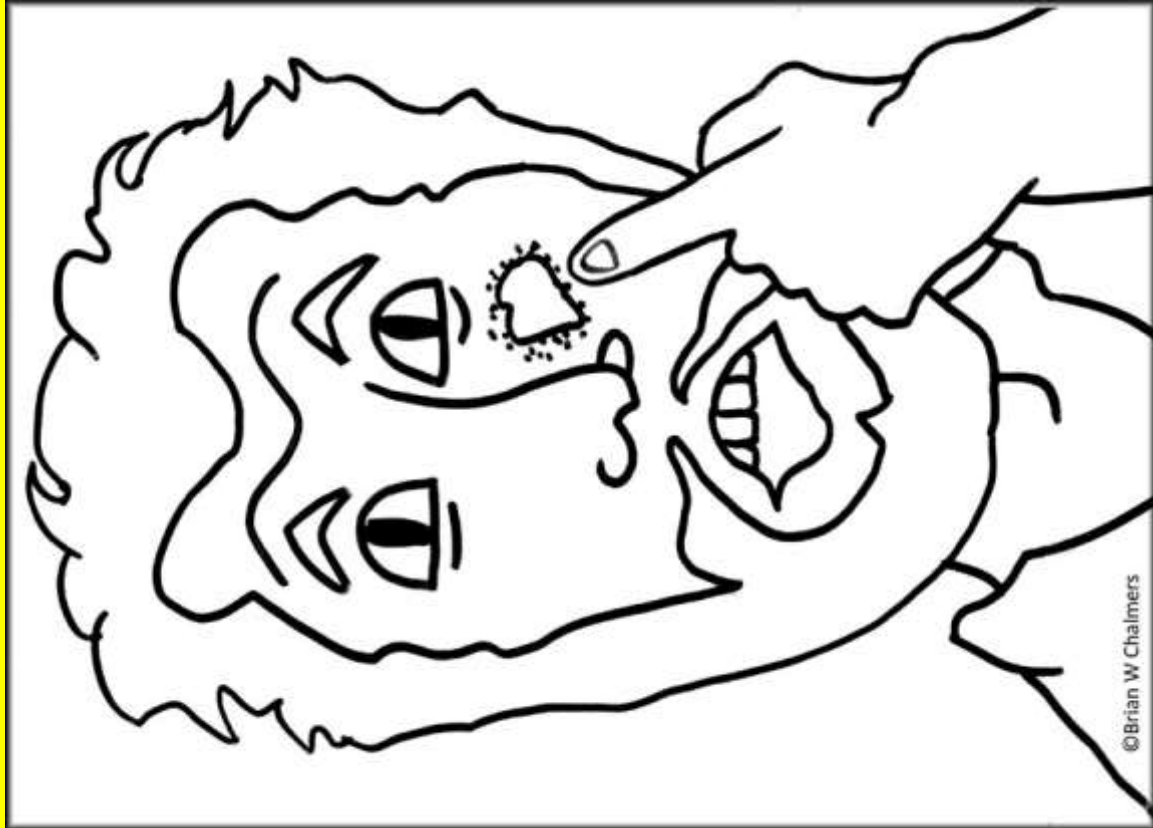
For Younger Kid's



The Cleansed Leper Matt. 8:1-4

NAME:

Colour it in!




©Brian W Chalmers



Picture Code

Take the first letter of each word in the pictures to make one word.

Example



Question!

Who was the only person who was able to help the leper?

