

Bri's Bible Stories Worksheet

For Older Kid's



The Cleansed Leper Matt. 8:1-4

NAME: _____

Lose the Letters

Cross out the letters that appear more than once, so that you are left over with letters that spell a word to do with the story.

M A R C G
 P G F J
 I B L K D
 O H E F
 J D M S
 Y C K H I B A

Word: _____

Complete the Story

Using the words in orange below, fill in the missing words of the Bible to tell the story of the Cleansed Leper:

And behold, a _____ came and _____ Him, Saying, "_____, if You are willing, You can make me _____."

³ Then Jesus put out *His* _____ and touched him, saying, "I am _____; be cleansed."

_____ his leprosy was cleansed.

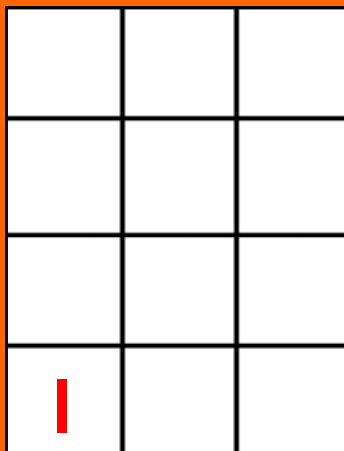
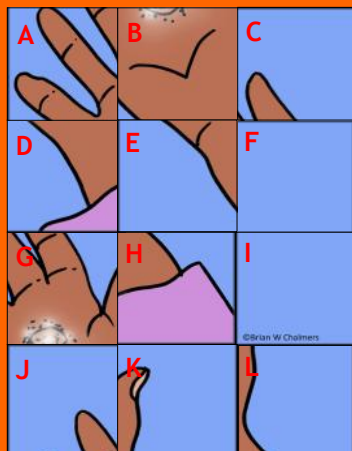
⁴ And Jesus said to him, "See that you tell no _____; but go your way, show yourself to the _____, and offer the gift that _____ commanded, as a testimony to them."

Immediately, Moses, worshiped, priest, leper, willing, clean, one, Lord, hand.



Picture Puzzle

Can you get rearrange the squares to make the picture opposite? One has been done for you!



Story Questions

1. How does leprosy start?

2. In what way is leprosy like sin?

3. What did Jesus do to be able to cure us from our sin?

Bri's Bible Stories

Worksheet

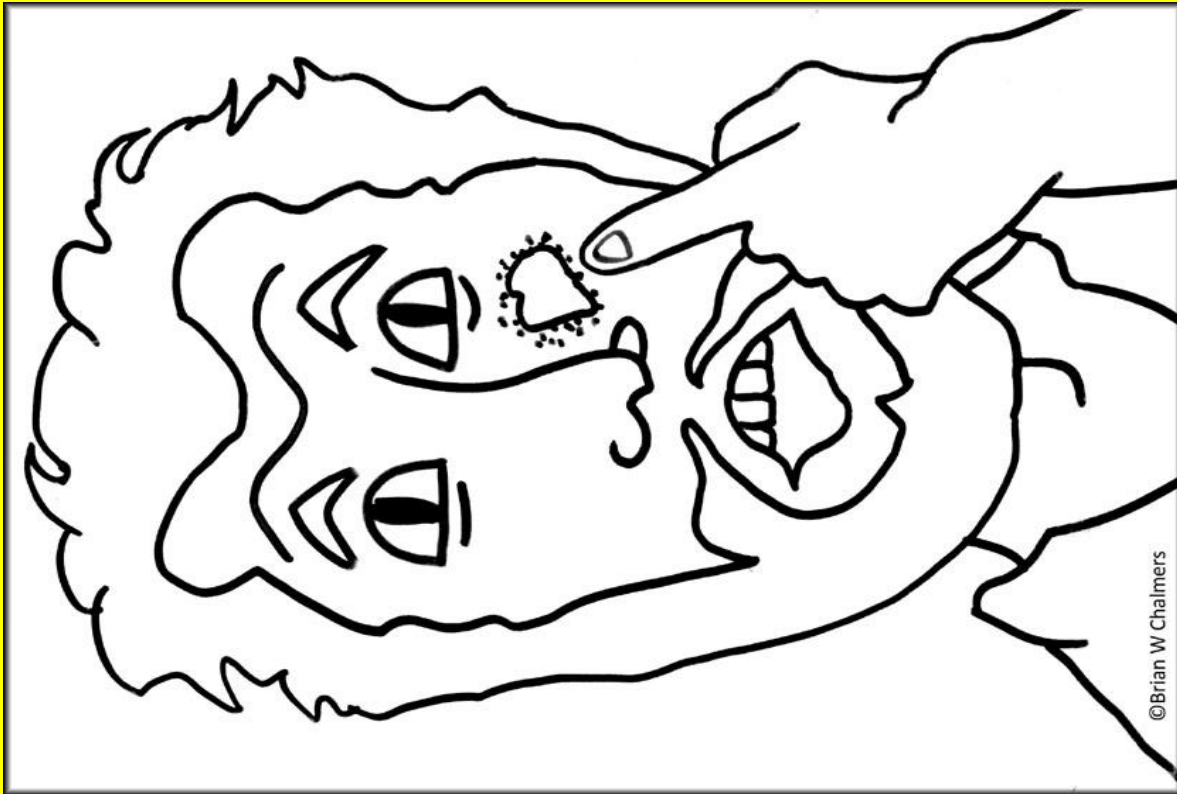
For Younger Kid's



The Cleansed Leper Matt. 8:1-4

NAME: _____

Color it in!




©Brian W Chalmers








Picture Code

Take the first letter of each word in the pictures to make one word.

Example



				
.....

Question!

Who was the only person who was able to help the leper?